



# SLIDERBOX®

**SLIDERBOX®**  
**Now Available!**  
Adjustable  
Floor Boxes

## NONMETALLIC ADJUSTABLE WALL, CEILING & FLOOR BOXES FOR NEW AND OLD WORK CONSTRUCTION

The SLIDERBOX® series is a family of adjustable wall, ceiling & floor boxes for applications where the substrate thickness goes beyond the standard wallboard.



**ALLIED  
MOULDED  
PRODUCTS, Inc.**



# SLIDERBOX® Adjustable Electrical Boxes

## Nonmetallic Adjustable Wall Box for Both New & Old Work Construction

Unlike other adjustable boxes, with SLIDERBOX® there's no need to remove or relocate mounting screws to reposition the box.



SLIDERBOX® installed with 1/2" drywall.



SLIDERBOX® adjusted for additional ceramic tile.

### SLIDERBOX® Features

- Slots retain slider plate and guide it in a straight motion.
- Internal rails guide slider plate for smooth mounting adjustability in wall substrates from 1/2" to 1 3/8" thick, and ceiling substrates from 1/2" to 1 5/32".
- Square corner design allows easy wall cut-in (old work applications).
- Molded spline device holes for quick device screw installation in wall boxes and machine tapped threads for ceiling fixture support in round ceiling boxes.
- Allied Moulded exclusive patented (U.S. Pat. #6365831 B1) molded in Speed Klamps™ in multi-gang and ceiling boxes.
- Molded of engineering grades of nonmetallic thermoplastic.
- SB-2, SB-3 are UL listed for 2HR fire resistive walls.
- SB-1, SB-1H, SB-CB and SB-CBFR are UL listed for 2HR fire resistive walls and ceilings.
- Slider plate holds screws in ready position to enable contractor to mount boxes faster.
- Patent #7,855,338 design allows for adjustments in new or old work installations.
- Fan support product has steel bracket and mounting bolts for secure paddle fan mounting.
- Heavy-duty non-slip pad to ensure box and slider assembly solidly hold mounted position.
- Tested to hold 50 lbs. hung on box to simulate power cord pull-out strength.
- Multi-gang boxes consist of internal holding slots for LVP-2 low voltage partitions and dual voltage applications.




### SLIDERBOX® Installation Instructions

1. Position slider plate forward so box will mount in its normal position for nominal drywall thickness.
2. Attach SLIDERBOX® to wood stud by driving screws in tight.
3. Wires should be installed and drywall hung and trimmed according to building code.
4. SLIDERBOX® will be mounted flush with drywall at this point.



Learn more about SLIDERBOX® products now!

### Instructions to Adjust Box for Additional Wall or Ceiling Substrate



- A. Once additional wall substrate is applied, the SLIDERBOX® will need to be adjusted flush to the new surface.
- B. Make sure there is clearance around the box prior to adjustment.
- C. Loosen the two mounting screws until box moves freely in the slider mechanism and will slide forward.
- D. Grab box interior or the installed wire and pull forward until top edge is flush with the new surface.
- E. Re-tighten the slider plate mounting screws.
- F. Install wire device and cover plate.

# Product Specifications



SB-1



SB-1H



SB-2



SB-3



SB-4



LVP-2



SB-2 with LVP installed

SLIDERBOX® Adjustable Boxes	Cu. In. Volume	Catalog Number	Component Description	Exterior Dimensions			UPC# 85339	Std. Pkg. Qty.	Std. Wt. (lb.)
				D	W	H			
	23.0	SB-1	Single gang adjustable outlet box, internal stud screws for use in wood or steel non-load-bearing studs 25 gauge or lighter, ½" knockout	3-9/16	2-5/16	3-¾	94500	48	14
	23.0	SB-1H	Single gang adjustable outlet box, <b>horizontal mount</b> , internal stud screws for use in wood or steel non-load-bearing studs 25 gauge or lighter, ½" knockout	3-9/16	3-¾	2-5/16	94503	12	4
	42.0	SB-2	Two-gang adjustable outlet box, internal stud screws for use in wood or steel non-load-bearing studs 25 gauge or lighter, molded-in Speed Klamps™, two ½" knockouts	3-9/16	4	3-¾	94501	24	9
	61.0	SB-3	Three-gang adjustable outlet box, internal stud screws for use in wood or steel non-load-bearing studs 25 gauge or lighter, molded-in Speed Klamps™, two ½" knockouts	3-9/16	5-13/16	3-¾	94502	6	3
	74.8	SB-4	Four-gang adjustable outlet box, internal stud screws for use in wood or steel non-load-bearing studs 25 gauge or lighter, molded-in Speed Klamps™, two ½" knockouts <i>*NOTE: Not UL® classified for fire resistive walls</i>	3-9/16	7-5/8	3-¾	94504	6	4

Low Voltage Partition	Catalog Number	Component Description	UPC# 85339	Std. Pkg. Qty.	Std. Wt. (lb.)

\* Consists of ten (10) packages of five (5) pieces each.



SB-CB



SB-CBG




SB-CBFR



Outlet Box

UL File No. E30594

SLIDERBOX® 4" Dia.	Cu. In. Volume	Catalog Number	Component Description	Exterior Dim.		Fan Rating	Fixture Rating	UPC# 85339	Std. Pkg. Qty.	Std. Wt. (lb.)
				D	W					
	25.0	SB-CB	4" diameter adjustable ceiling box, internal stud screws for use in wood or steel non-load-bearing studs 25 gauge or lighter, molded-in Speed Klamps™, two ½" knockouts	2-¾	4	—	50 lb.	94505	12	3
	25.0	SB-CBG	4" diameter adjustable ceiling box, internal stud screws for use in wood or steel non-load-bearing studs 25 gauge or lighter, ground strap, molded-in Speed Klamps™, two ½" knockouts	2-¾	4	—	50 lb.	94507	12	4
	25.0	SB-CBFR	4" diameter adjustable fan & fixture support, internal stud screws for use in wood or steel non-load-bearing studs 25 gauge or lighter, molded-in Speed Klamps™, two ½" knockouts, paddle fan mounting bracket and screws	2-¾	4	70 lb.	90 lb.	94506	12	10



Slider plate in full forward position sets box for 1/2" drywall.



Slider plate retracted sets box in fully adjusted forward position for maximum wall substrate thickness of 1-3/8".

# SLIDERBOX® Adjustable Floor Box Assemblies



SBFB-1



SBFB-1DB



SBFB-1N




SBFB-1CVR

Cu. In Volume	Catalog Number	Cover Finish	Cover Type	Device	LV Provision	UPC# 85339	Std. Pkg. Qty.	Std. Wt. (lb.)
24.0	SBFB-1	Brass	Flip Lid	Decorative	No	97528	6	10
24.0	SBFB-1DB	Nickel	Flip Lid	Decorative	No	97529	6	10
24.0	SBFB-1N	Dark Bronze	Flip Lid	Decorative	No	97530	6	10

Catalog Number	Used With	Cover Finish	Cover Type	Device	LV Provision	UPC# 85339	Std. Pkg Qty.	Std. Wt. (lb.)
SBFB-1CVR	SBFB-1	Brass	Flip Lid	Decorative	No	97617	1	1
SBFB-1DBCVR	SBFB-1DB	Dark Bronze	Flip Lid	Decorative	No	97619	1	1
SBFB-1NCVR	SBFB-1N	Nickel	Flip Lid	Decorative	No	97618	1	1

**WARNING:** This product can expose you to chemicals including lead, which is known to the State of California to cause cancer and birth defects or other reproductive harm. For more information go to [www.P65Warnings.ca.gov](http://www.P65Warnings.ca.gov).



Scan here for more information about the new SBFB series.



[www.alliedmoulded.com](http://www.alliedmoulded.com)



**ALLIED MOULDED PRODUCTS, Inc.**

222 North Union Street  
Bryan, OH 43506

Phone: 800.722.2679  
Fax: 800.237.7269

[www.alliedmoulded.com](http://www.alliedmoulded.com)



**Available Through:**